


PIKE DELTA YORK
LOCAL
SCHOOL DISTRICT



Monthly Financial Report - December 2020

January 13th, 2021

Matt A. Feasel, Treasurer/C.F.O.



January 13th, 2021

Dear Members of the Pike Delta York Board of Education:

The following pages represent the financial status of the Pike Delta York Local School District as of December 31st, 2020 for all funds submitted for your consideration. Please review the following:

1. General, Revenue & Budget Analysis
2. Cash Reconciliation Report
3. Investment Register
4. Financial Report by Fund
5. Monthly Check Register
6. Unencumbered Liabilities Register
7. Transfer and Advance Register
8. Donations to the District
9. Appropriation Revisions for the month and fiscal year 2020-21.

As always, if you should have any questions or need any additional information, please feel free to contact me at any time at 419-822-3391, Ext 5103.

Respectfully Submitted,

Matt A. Feasel, Treasurer/CFO
Pike Delta York Local School District

PIKE DELTA YORK LOCAL SCHOOL DISTRICT Monthly Financial Narrative

General Fund Analysis

This document is prepared in an attempt to summarize the cash position of the Pike Delta York Local School District as of the end of December, 2020. This analysis incorporates four (4) different areas:

1. 2020-21 Fiscal Year Estimate - This column represents the actual cash balance on July 1, 2020 (\$ 1,415,957.31) at the beginning of the fiscal year. It also contains the projected revenue from July 1, 2020 to June 30, 2021, (\$ 14,143,034.00); the projected expenditure level (\$ 15,026,679.00) and the projected ending balance (\$ 819,312.31) on June 30, 2021.
2. December 2020 Actual - This column represents actual activity for the month of December 2020.
3. 2020-21 Fiscal Y-T-D - This column represents actual activity from the 1st of July, 2020 through the end of December 2020.

SUMMARY

This report represents the revisions reflected in the November of 2020 five year forecast. Adjustments were necessary as a result of additional and updated information. The projections contained in this financial report reflect the most current assumptions. Adjustments have been made on the revenue estimates.

Monthly estimates have been projected based on the most recent information and historical collection and expenditure trends from the 2019-20 fiscal year.

The comparison of year-to-date activity from December of 2019 to December of 2020 can be found on page 7 of the financial analysis. The timing of revenue being received and expenses being paid throughout the year may create variances throughout this report. We will attempt to explain those significant variances when they occur within the summaries.

Pike Delta York Local Schools

General Fund Analysis

December 2020

	2020-21 Estimate	December 2020 Summary	2020-21 Fiscal Y-T-D
Beginning Balance	1,415,957.31	1,165,924.42	1,415,957.31
Revenue	14,430,034.00	788,868.33	6,736,046.58
Expenditures	15,026,679.00	1,171,367.52	7,368,578.66
Ending Balance	819,312.31	783,425.23	783,425.23
Projected Ending Balance - December 2020		658,654.00	
Variance		124,771.23	

PIKE DELTA YORK LOCAL SCHOOL DISTRICT Monthly Financial Narrative

General Fund Revenue Analysis

This document evaluates our sources of revenue.

1. 2020-21 Estimates – This column represents the most current revenue projections from July 1st, 2020 through June 30th, 2021.
2. Projected Revenue for December of 2020 – This column represents the estimated revenue that the district anticipated receiving during the month December.
3. December 2020 Actual - This column represents actual cash receipts received during the month of December of 2020.
4. 2020-21 Projected – This column represents the estimated revenue from July 2020 through December 2020.
5. 2020-21 Actual – This column represents actual cash receipts received from July of 2020 through December of 2020.
6. Variance - This column represents the estimated revenue from July 2020 through December 2020 (Column 4) minus the actual receipts that we have actually received during that same time period (Column 5) to give us a variance for comparison purposes.
7. Percentage Received – Revenue actually received divided by the anticipated revenue.

SUMMARY

Revenue for the month and the year appears to be running fairly close to what we projected. Investments continue to reflect the market. I may have to liquidate some of the investments from RedTree for cash flow purposes in January. We may be able to work through it but it will be close.

We experienced an increase in our pre-school special needs funding from the state that was retroactive to the beginning of the year. This increase our allocation from the state for this month. This is one of the adjustments I referred to last month regarding some fluctuations in our state funding levels when it comes to categorical funding levels. Enrollments are being solidified therefore making it possible for ODE to adjust funding levels. This applies to both the money we receive and what is charged to our foundation payments. This may fluctuate throughout the entire year and students come and go.

The non-operating receipts reflects the BWC dividend that we received in December. There are still several advances that need to be returned to the general fund once those funds are more financially stable. We will continue to evaluate our cash flow to determine if/when that will be possible.

Pike Delta York Local Schools

General Fund Revenue Analysis

December 2020

<i>Revenue Source</i>	2020-21 Annual Estimate	December 2020 Projected	December 2020 Actual	2020-21 Projected	2020-21 Actual	Annual Variance	Percentage Received
Real Estate Taxes	4,668,378.00	0.00	0.00	2,034,387.00	2,002,986.89	-31,400.11	42.91%
Public Utility Pers. Prop.	824,863.00	0.00	0.00	371,188.00	346,697.03	-24,490.97	42.03%
Investments	25,000.00	3,803.00	7,000.14	15,130.00	18,868.80	3,738.80	75.48%
Other Local Receipts	937,358.00	62,241.00	39,771.38	304,136.00	316,623.49	12,487.49	33.78%
State Foundation	7,018,973.00	584,914.00	594,597.63	3,509,487.00	3,496,480.31	-13,006.69	49.81%
Homestead/Rollback	571,876.00	0.00	0.00	290,424.00	273,514.63	-16,909.37	47.83%
Other State/Fed. Receipts	157,586.00	15,725.00	15,818.78	90,957.00	91,904.73	947.73	58.32%
Non-Operating Receipts	226,000.00	131,683.00	131,680.40	189,325.00	188,970.70	-354.30	83.62%
Totals	14,430,034.00	798,366.00	788,868.33	6,805,034.00 47.16%	6,736,046.58	-68,987.42 -0.48%	46.68%

PIKE DELTA YORK LOCAL SCHOOL DISTRICT Monthly Financial Narrative

General Fund Budget Analysis

This document evaluates our expenditure levels.

1. 2020-21 Projected Expenditures - Projected expenditure levels for the 2020-21 fiscal year.
2. December Projected Expenditures - Expenditures projected for the month of December of 2020.
3. December 2020 Actual Expenditures - Actual expenditures incurred during the month of December of 2020.
4. 2020-21 Projected Expenditures - This column represents projected expenditures from the 1st of July, 2020 through the end of December 2020.
5. 2020-21 Expenditures - Actual expenditures from July 1st, 2020 through the end of December, 2020.
6. Variance - This column represents the estimated expenditures from July 1st, 2020 through the end of December, 2020 (Column 4) minus the actual expenditures that have actually been incurred during that same period (Column 5) to give us a variance for comparison purposes.
7. % Expended - This figure represents the percentage of funds committed for that specific expenditure area for the year.

SUMMARY

Our expenditures continue to remain less than projected levels. Salary and fringe projections are right on target with actuals. Substitute costs may impact how the projected salaries may end up. So far this year, our sub costs are higher than usual due to the pandemic and staff being absent due to illness or being quarantined. We will be utilizing federal COVID funds to offset the increase in the sub costs as a result of COVID illnesses and quarantines. This will ultimately reduce the expenses of the general fund.

We were over projected levels in our purchased service area for the month but remain under projected levels for the year. We also remain under our 2019-20 expense levels for purchased services by approximately \$ 36,000. We have to continue to manage this cash flow more aggressively based on needs and the availability of funds. We were under budget in these areas for the month and that carries over to our annual estimates as well.

Expenditures are less than the December of 2019-20 levels by \$ 105,687.27 or down by almost one and one-half (-1.41%) of a percent.

Pike Delta York Local Schools

General Fund Budget Analysis

December 2020

<i>Expenditure Area</i>	2020-21 Appropriations	December 2020 Projected	December 2020 Expenditures	2020-21 Projected	2020-21 Actual	Annual Variance	% Expended
Salaries & Wages	7,750,493.00	588,902.00	596,910.54	3,882,072.00	3,928,949.18	46,877.18	50.69%
Fringe Benefits	3,352,196.00	285,638.00	279,247.95	1,657,349.00	1,670,588.02	13,239.02	49.84%
Total	11,102,689.00	874,540.00	876,158.49	5,539,421.00	5,599,537.20	60,116.20	50.43%
Purchased Services	3,026,245.00	227,623.00	274,061.22	1,597,222.00	1,465,983.04	-131,238.96	48.44%
Supplies & Materials	461,746.00	28,350.00	19,415.08	305,389.00	233,731.51	-71,657.49	50.62%
Capital Outlay	14,464.00	70.00	254.90	4,360.00	254.90	-4,105.10	0.00%
Other Objects	195,226.00	8,826.00	1,477.83	125,038.00	69,072.01	-55,965.99	35.38%
Non-Operational	226,309.00	0.00	0.00	0.00	0.00	0.00	0.00%
Totals	3,923,990.00	264,869.00	295,209.03	2,032,009.00	1,769,041.46	-262,967.54	45.08%
Grand Total	15,026,679.00	1,139,409.00	1,171,367.52	7,571,430.00 50.39%	7,368,578.66	-202,851.34 -1.35%	49.04%

Pike Delta York Local Schools

General Fund Year To Date Analysis

December 2020

	December 2019 Actual	December 2020 Actual	Annual Variance	Percentage of Variance
<i>Beginning Cash Balance</i>	2,244,223.66	1,415,957.31	-828,266.35	-36.91%
<i>Revenue Sources</i>				
Real Estate Taxes	1,994,497.06	2,002,986.89	8,489.83	0.43%
Public Utility Personal	228,258.24	346,697.03	118,438.79	51.89%
Investments	47,174.73	18,868.80	-28,305.93	-60.00%
Other Local Receipts	387,532.15	316,623.49	-70,908.66	-18.30%
State Foundation	3,616,119.03	3,496,480.31	-119,638.72	-3.31%
Homestead/Rollback	276,108.37	273,514.63	-2,593.74	-0.94%
Other State Receipts	146,095.42	91,904.73	-54,190.69	-37.09%
Non-Operating Receipts	123,524.75	188,970.70	65,445.95	52.98%
Total Revenue	6,819,309.75	6,736,046.58	-83,263.17	-1.22%
<i>Expenditure Area</i>				
Salaries & Wages	3,893,051.70	3,928,949.18	35,897.48	0.92%
Fringe Benefits	1,658,940.03	1,670,588.02	11,647.99	0.70%
Purchased Services	1,502,202.11	1,465,983.04	-36,219.07	-2.41%
Supplies & Materials	290,673.46	233,731.51	-56,941.95	-19.59%
Capital Outlay	4,360.08	254.90	-4,105.18	0.00%
Other Objects	125,038.55	69,072.01	-55,966.54	-44.76%
Non-Operational Expenses	0.00	0.00	0.00	0.00%
Total Expenditures	7,474,265.93	7,368,578.66	-105,687.27	-1.41%
<i>Ending Cash Balance</i>	1,589,267.48	783,425.23	-805,842.25	-50.71%

Pike-Delta-York Local School District

Cash Reconciliation

December 2020

	<u>Sub-Totals</u>	<u>Totals</u>
Gross Depository Balances:		
F&M Warrant	60,000.00	
PayForIt	9,061.18	
Total Depository Balances (Gross)		69,061.18
Adjustments to Bank Balance:		
Cash in Transit to Bank	-	
Outstanding Checks	(28,858.47)	
Total Adjustments		-28,858.47
Other Investments:		
F&M - Money Market (Commercial Sweep)	419,605.08	
Star Ohio - General Fund	60,671.19	
Star Plus	6,440.30	
RedTree Investments	2,155,131.94	
Total Investments		2,641,848.51
Petty Cash & Change Funds:		
Athletic Checking	14,980.00	
Athletic Gate Cash	4,200.00	
Cafeteria Change Funds	170.00	
H.S. Office Petty Cash	50.00	
Board Office Petty Cash	75.00	
H.S. Cafeteria Coffee Shop Change Fund		
Total Petty Cash		19,475.00
BANK BALANCE		\$ 2,701,526.22
CURRENT CASH BALANCE		\$ 2,701,526.22
Payroll Clearing Account	\$ 34,415.67	

DATE: 01/04/2021
TIME: 16:23

PIKE-DELTA-YORK LOCAL SCHOOLS
CASH RECONCILIATION AS OF 12/31/2020

PAGE: 1
(USAEMSED)

	SUB-TOTALS	TOTALS
	-----	-----
Gross Depository Balances:		
F & M - Operating Account	\$ 60,000.00	
F & M - Pay-For-It Account	9,061.18	

Total Depository Balances (Gross)		\$ 69,061.18
Adjustments to Bank Balance:		
Cash in Transit to Bank	\$ 0.00	
Outstanding Checks	28,858.47-	
Adjustments	0.00	


Total Adjustments to Bank Balance		28,858.47-
Investments:		
Treasury Bonds and Notes	\$ 0.00	
Certificate of Deposits	0.00	
Other Securities	0.00	
Other Investments:		
F & M - Money Market Sweep	419,605.08	
Star Ohio - General Fund	60,671.19	
Star Plus	6,440.30	
RedTree Investments	2,155,131.94	

Total Investments		2,641,848.51
Cash on Hand:		
Petty Cash:		
Athletic Checking	\$ 14,980.00	
Athletic Gate Cash	4,200.00	
Cafeteria Change Fund	170.00	
H.S. Office Petty Cash	50.00	
Board Office Petty Cash	75.00	
Change Cash:		
Cash with Fiscal Agent	0.00	

Total Cash on Hand		19,475.00

Total Balances		\$ 2,701,526.22
		=====
Total Fund Balance		\$ 2,701,526.22
		=====
Depository Clearance Accounts:		
F & M - Payroll Account	\$ 34,415.67	

Total Clearance Account Balances		\$ 34,415.67



Treasurer

PIKE-DELTA-YORK LOCAL SCHOOL DISTRICT INVESTMENT LISTING

December 2020

Institution	Account Type	Account Number	Receives Interest	MTD Interest	Interest Rate	Month End Balance
STAR Ohio	GF	11278	Monthly	\$ 47.41	0.12%	\$ 60,671.19
STAR Plus	GF	104791302979	Monthly	\$ 0.80	0.15%	\$ 6,440.30
F&M State Bank	Sweep	00-46762	Monthly	\$ 18.31		\$ 419,605.08
F&M State Bank	Warrant	00-46763	N/A	\$ -		\$ 60,000.00
F&M State Bank	PayForIt	21-62209	N/A	\$ -		\$ 9,061.18
REDTREE	Various	X90527	Monthly	\$ 6,930.44	2.16%	\$ 1,539,587.49
REDTREE - Scholarships	Various	X90527	Monthly	\$ 2,770.87	2.16%	\$ 615,544.45

TOTAL INVESTMENTS

\$ 9,767.83

\$ 2,710,909.69



P. O. Box 7177
Dublin, OH 43017

Account Statement

December 1, 2020 - December 31, 2020

ACCOUNT NUMBER

11278

REGISTRATION

PIKE DELTA YORK LCL SCHL DIST
ATTN CFO/TREASURER
504 FERNWOOD ST
DELTA, OH 43515

0000005-0000005 PDFE 952970



PIKE DELTA YORK LCL SCHL DIST
ATTN CFO/TREASURER
504 FERNWOOD ST
DELTA, OH 43515

REP NAME

REP ID

90496 26 0000



Shareholder Services 800-648-STAR (7827)

Funds Management

STAR Ohio
Columbus, OH 43260



Please visit our website at:
www.tos.ohio.gov

Shareholder Message Center

STAR Ohio will be closed Friday, January 1, 2021 in observance of New Year's Day and Monday, January 18, 2021 in observance of Martin Luther King Day.

The daily fund close time for STAR Ohio is 2:00pm. (Excluding holidays and/or early close days listed above)

Visit www.starohio.com to view the STAR Ohio Webinar recorded on December 16, 2020. This webcast, hosted by the Ohio Treasurer's office, provides a market review and update on the STAR Ohio and STAR Plus Programs.

24 hr. advance transaction notification of both purchases and redemptions over \$100 million is highly recommended, including the length of time the deposited funds are expected to remain in STAR Ohio. Future-dated redemptions up to \$20 million can also be initiated online by selecting the trade date that you wish the trade to be processed on. Advanced notification allows the STAR Ohio fund to invest timely to achieve the best yield possible.

Go paperless! Contact STAR Ohio Client Services to stop paper statements or to register for web access on your STAR Ohio account.

Visit the Frequently Asked Questions section online at www.starohio.com for more information and other helpful tips regarding your STAR Ohio account. STAR Ohio Client Services can be reached from 8:30am to 5:00pm Monday through Friday at 1-800-648-STAR (7827) or by emailing info@starohio.com.

PORTFOLIO SUMMARY

Funds	Fund ID	Cost Basis Election	Total Shares	Share Price	Share Value	Portfolio %
STAR Ohio	4508	N/A	60,671.190	\$1.00	\$60,671.19	100.00%

Portfolio Value as of 12/31/2020:

\$60,671.19

DISTRIBUTION SUMMARY

Funds	Fund ID	YTD Earnings			Reinvestment Option		
		Income	S/T Cap Gains	L/T Cap Gains	Income	S/T Cap Gains	L/T Cap Gains
STAR Ohio	4508	\$11,636.64	\$0.00	\$0.00	Reinvest	Reinvest	Reinvest

TRANSACTIONS

STAR Ohio

4508 - 11278

30 Day Yield = 0.12%

Date	Transaction Type	Transaction ID	Shares	Share Price	Gross Amount	Ded. Amount	Net Amount
12/01/2020	Opening Balance		737,963.730	\$1.00			\$737,963.73
12/01/2020	Purchase	52724011	26,466.280	1.00	26,466.28		26,466.28
12/01/2020	Purchase	52724111	59,963.060	1.00	59,963.06		59,963.06
12/04/2020	Redemption	52769012	(300,000.000)	1.00	(300,000.00)		(300,000.00)
12/09/2020	Purchase	52857711	46,569.840	1.00	46,569.84		46,569.84
12/11/2020	Purchase	52894311	181,721.950	1.00	181,721.95		181,721.95
12/11/2020	Redemption	52917012	(215,000.000)	1.00	(215,000.00)		(215,000.00)
12/18/2020	Redemption	53014512	(425,000.000)	1.00	(425,000.00)		(425,000.00)



P. O. Box 7177
Dublin, OH 43017

Account Statement

December 1, 2020 - December 31, 2020

ACCOUNT NUMBER

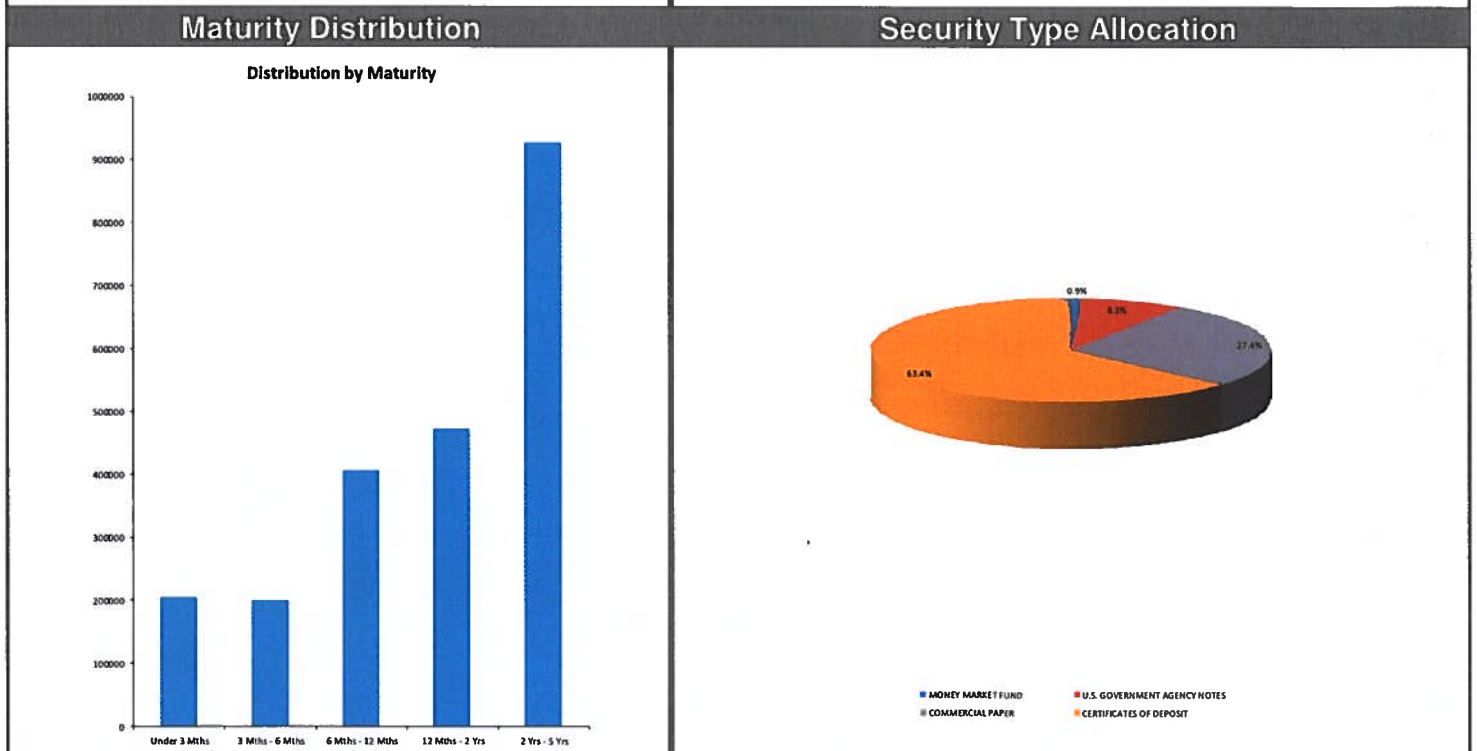
11278

TRANSACTIONS continued from previous page

Date	Transaction Type	Transaction ID	Shares	Share Price	Gross Amount	Ded. Amount	Net Amount
12/24/2020	Purchase	53072511	197,938.920	1.00	197,938.92		197,938.92
12/31/2020	Income Dividend Reinvestment	531682151	47.410	1.00	47.41		47.41
12/31/2020	Redemption	53149212	(250,000.000)	1.00	(250,000.00)		(250,000.00)
12/31/2020	Closing Balance		60,671.190	\$1.00			\$60,671.19

Monthly Investment Summary
Pike-Delta-York Local Schools
US Bank Custodian Acct Ending x90527
December 31, 2020

Monthly Cash Flow Activity		Market Value Summary				
From 11-30-20 through 12-31-20						
Beginning Book Value	2,145,430.63	Security Type	Market Value	Pct. Assets	Avg Yield at Cost	Wgt Avg Mat
Contributions	0.00	Money Market Fund				
Withdrawals	0.00	MONEY MARKET FUND	19,980.28	0.9	0.03	0.00
Prior Month Management Fees	-185.72	Fixed Income				
Realized Gains/Losses	1,119.15	U.S. GOVERNMENT AGENCY NOTES	184,801.18	8.3	0.56	4.38
Gross Interest Earnings	8,767.88	Accrued Interest	139.99	0.0		
Ending Book Value	2,155,131.94	Commercial Paper				
		COMMERCIAL PAPER	609,428.45	27.3	0.25	0.42
		Certificate of Deposit				
		CERTIFICATES OF DEPOSIT	1,410,817.92	63.3	2.81	1.95
		Accrued Interest	4,688.01	0.2		
		TOTAL PORTFOLIO	2,229,855.84	100.0	1.90	1.72



Disclosures:

RedTree's internal accounting system is used as the source of the market value of this account. Although obtained from a source believed to be reliable, we cannot guarantee its accuracy. You should review all account statements provided by the custodian and compare with the statements provided by RedTree.

Portfolio Holdings Report
Pike-Delta-York Local Schools
US Bank Custodian Acct Ending x90527
 December 31, 2020

Quantity	Cusip	Security Description	Moody's	S&P	Cost Basis	Market Value	Yield at Cost	Wtd Maturity	Purchase Date	
U.S. GOVERNMENT AGENCY NOTES										
100,000	3133EMER9	Federal Farm Credit Bank 0.470% Due 01-27-25	Aaa	AA+	99,885.00	99,905.40	0.50	4.03	10-29-20	
35,000	3136G43L5	Federal Natl Mtg Assoc 0.550% Due 09-30-25	Aaa	AA+	35,000.00	34,892.93	0.55	4.67	09-30-20	
50,000	3134GXHD9	Federal Home Ln Mtg 0.700% Due 12-23-25	Aaa	AA+	50,000.00	50,002.85	0.70	4.89	12-23-20	
	Accrued Interest					139.99				
					184,885.00	184,941.18	0.56	4.38		
CERTIFICATES OF DEPOSIT										
195,000	61760ASB6	Morgan Stanley Private Bank, NY 3.250% Due 11-15-21			194,707.50	200,458.44	3.30	0.86	11-15-18	
150,000	02007GHF3	Ally Bank, UT 2.900% Due 01-31-22			149,925.00	154,623.15	2.92	1.06	01-31-19	
150,000	7954502A2	Sallie Mae Bank, UT 2.750% Due 03-21-22			149,737.50	154,916.10	2.81	1.20	03-21-19	
150,000	17312QX79	Citibank NA, SD 3.400% Due 12-21-22			149,775.00	159,775.50	3.44	1.92	12-21-18	
150,000	20033AS23	Comenity Capital Bank, UT 2.850% Due 03-15-23			149,737.50	159,033.30	2.91	2.14	03-18-19	
90,000	949763YY6	Wells Fargo Bank, SD 2.750% Due 04-10-23			89,973.00	95,372.73	2.77	2.21	04-23-19	
158,000	58404DHN4	Medallion Bank, UT 0.350% Due 07-20-23			158,000.00	158,810.70	0.35	2.54	07-21-20	
150,000	38148P3A3	Goldman Sachs Bank USA, NY 3.550% Due 12-12-23			149,700.00	164,867.85	3.59	2.82	12-12-18	
150,000	949763YW0	Wells Fargo Bank, SD 2.950% Due 03-27-24			149,700.00	162,960.15	3.01	3.10	03-27-19	
	Accrued Interest					4,688.01				
					1,341,255.50	1,415,505.93	2.81	1.95		
COMMERCIAL PAPER										
100,000	09659BQF0	BNP Paribas 0.000% Due 03-15-21	P-1	A-1	99,784.00	99,971.00	0.32	0.21	07-15-20	
105,000	89119AQN1	TD USA 0.000% Due 03-22-21	P-1	A-1+	104,935.10	104,966.40	0.25	0.22	12-23-20	
100,000	62479LSM8	MUFG Bank 0.000% Due 05-21-21	P-1	A-1	99,813.89	99,920.00	0.25	0.39	08-26-20	
100,000	63873JT42	Natixis NY 0.000% Due 06-04-21	P-1	A-1	99,822.00	99,904.00	0.24	0.43	09-10-20	
105,000	78009AUP7	Royal Bank of Canada (RBC) 0.000% Due 07-23-21	P-1	A-1+	104,828.67	104,854.05	0.22	0.57	10-29-20	
100,000	89233GWA0	Toyota Motor Credit 0.000% Due 09-10-21	P-1	A-1+	99,827.50	99,813.00	0.23	0.70	12-14-20	
					609,011.16	609,428.45	0.25	0.42		
MONEY MARKET FUND										
	USBMMF	First American Treasury Obligations Fund			19,980.28	19,980.28	0.03			
TOTAL PORTFOLIO					2,155,131.94	2,229,855.84	1.90	1.72		

Disclosures:

RedTree's internal accounting system is used as the source of the market value of this account. Although obtained from a source believed to be reliable, we cannot guarantee its accuracy. You should review all account statements provided by the custodian and compare with the statements provided by RedTree.

Questions? Call 888.596.2293 or email info@redtreeinv.com

F I N A N C I A L S U M M A R Y R E P O R T
Processing Month: December 2020
PIKE-DELTA-YORK LOCAL SCHOOLS

Fnd	Scc	Description	Beginning Balance	MTD Revenues	FYTD Revenues	MTD Expenditures	FYTD Expenditures	Current Available Balance
001	0000	GENERAL FUND	1,395,732.04	788,718.33	6,710,454.58	1,170,921.42	7,366,891.96	739,294.66
001	9000	GENERAL FUND - TECHNOLOGY	20,225.27	150.00	25,592.00	446.10	1,686.70	44,130.57
002	9799	BOND RETIREMENT - 2015	1,202,620.02	.00	432,748.56	.00	578,239.15	1,057,129.43
006	0000	FOOD SERVICE FUND	.00	49,419.12	170,264.57	43,592.62	229,112.15	58,847.58-
007	9001	BEN ATHERTON MEMORIAL SCH	1,153.18	5.20	12.49	.00	1,000.00	165.67
007	9002	NATE PARSONS MEMORIAL SCH	3,424.05	15.45	37.09	.00	700.00	2,761.14
007	9100	CLYDE J KINNEY MEMORIAL S	27,539.47	124.29	298.36	.00	.00	27,837.83
007	9290	COACH CORY'S BACKPACK BUD	6,385.45	110.00	340.00	.00	.00	6,725.45
007	9300	TOMMY CHILDRESS JR. MEMOR	15,598.27	70.40	168.99	.00	.00	15,767.26
007	9400	PDYLSD BOARD OF EDUCATION	.00	.00	1,000.00	.00	1,000.00	.00
007	9500	PDY FACULTY & STAFF MEMOR	36,711.99	165.68	497.73	.00	600.00	36,609.72
007	9600	DALE E ADAMS SCHOLARSHIP	14.55	.00	.00	.00	.00	14.55
007	9800	CLASS OF 1956 MEMORIAL SC	1,078.26	4.87	11.69	.00	1,000.00	89.95
007	9900	RICHARD SELL MEMORIAL SCH	528,466.59	2,384.98	5,725.37	.00	5,000.00	529,191.96
007	9990	SPROW BUCKS - TEACHER GRA	1,134.36	.00	2,000.00	.00	.00	3,134.36
007	9991	KICKSTARTER SCHOLARSHIP	1,110.00	.00	.00	.00	500.00	610.00
009	9100	U.S.S.F. - DELTA ELEMENTA	248.00	378.00	3,981.00	.00	32,581.14	28,352.14-
009	9200	U.S.S.F. - DELTA M.S.	111.00	133.00	2,641.00	9.89	10,774.77	8,022.77-
009	9300	U.S.S.F. - DELTA H.S.	7,320.70	806.25	5,549.71	1,704.52	10,414.83	2,455.58
018	9002	DELTA ELEMENTARY	21,972.24	.00	574.64	.00	1,402.75	21,144.13
018	9005	DELTA MIDDLE SCHOOL	6,908.83	.00	864.94	433.62	701.13	7,072.64
018	9006	DELTA HIGH SCHOOL	5,090.01	1,265.59	7,599.01	.00	658.61	12,030.41
019	9171	WELLNESS GRANT	.00	.00	2,620.00	18.00	72.00	2,548.00
019	9173	J. PATTERSON LIBRARY GRAN	4,023.01	.00	.00	.00	497.17	3,525.84
019	9176	M.S. AFTER-SCHOOL PROGRAM	4,132.14	.00	.00	.00	.00	4,132.14
019	9177	PREVENTION EDUCATION GRAN	16,272.00	.00	.00	.00	.00	16,272.00
034	9009	PERMANENT IMPROVEMENT - O	.00	.00	37,600.43	3,218.20	18,649.77	18,950.66
200	9013	CLASS OF 2019	848.54	.00	.00	.00	.00	848.54
200	9020	CLASS OF 2020	6,112.42	.00	.00	.00	6,112.42	.00
200	9021	CLASS OF 2021	6,185.91	.00	21.00	.00	.00	6,206.91
200	9022	CLASS OF 2022	6,335.16	30.00	10,681.25	305.65	8,055.03	8,961.38
200	9023	CLASS OF 2023	1,676.87	.00	122.50	.00	.00	1,799.37
200	9024	CLASS OF 2024	11,323.56	.00	25.50	.00	.00	11,349.06
200	9025	CLASS OF 2025	15,935.96	.00	.00	.00	.00	15,935.96
200	9026	CLASS OF 2026	448.97	.00	.00	.00	420.00-	868.97
200	9027	CLASS OF 2027	6,632.25	.00	1,604.00	.00	420.00	7,816.25
200	9028	CLASS OF 2028	400.00	.00	.00	.00	.00	400.00
200	9100	H.S. - DRAMA CLUB	21.50	.00	.00	.00	.00	21.50
200	9150	M.S. - SCIENCE CLUB	639.80	25.00	25.00	.00	.00	664.80
200	9280	H.S. - SPANISH CLUB	2,300.47	.00	310.00	57.24	57.24	2,553.23
200	9320	H.S. - FCCLA	4,486.54	.00	800.00	.00	65.49	5,221.05
200	9330	H.S. - FFA	6,853.85	915.00	13,439.00	10,955.92	12,001.35	8,291.50
200	9550	M.S. - CHEERLEADERS	1,810.36	.00	.00	.00	.00	1,810.36
200	9553	H.S. - CHEERLEADERS	4,095.63	.00	4,116.00	.00	2,838.89	5,372.74
200	9610	H.S. - STUDENT COUNCIL	3,089.45	1,391.67	1,525.67	.00	942.65	3,672.47
200	9611	M.S. - STUDENT COUNCIL	476.29	782.20	782.20	376.81	376.81	881.68

FINANCIAL SUMMARY REPORT
Processing Month: December 2020
PIKE-DELTA-YORK LOCAL SCHOOLS

Fnd	Sc	Description	Beginning Balance	MTD Revenues	FYTD Revenues	MTD Expenditures	FYTD Expenditures	Current Available Balance
200	9650	H.S. - SADD	740.79	.00	.00	.00	.00	740.79
200	9651	M.S. - SADD	387.32	.00	.00	.00	.00	387.32
200	9689	H.S. - DEL HI	4,279.81	554.25	1,555.25	1,187.90	1,759.85	4,075.21
200	9690	H.S. - GREEN & WHITE	900.10	25.50	25.50	.00	.00	925.60
200	9691	M.S. - YEARBOOK	7,207.22	248.00	1,872.25	47.28	147.33	8,932.14
200	9710	H.S. - NATIONAL HONOR SOC	372.53	.00	.00	.00	.00	372.53
200	9711	M.S. - NATIONAL HONOR SOC	4,475.09	.00	.00	.00	.00	4,475.09
300	9200	M.S. - DESTINATION IMAGIN	26,501.83	99.00	99.00	.00	665.28	25,935.55
300	9350	H.S. - ART CLUB	1,720.17	617.00	667.00	505.69	505.69	1,881.48
300	9440	H.S. - BAND	3,231.76	.00	512.00	.00	1,179.87	2,563.89
300	9470	H.S. - DELAIRE'S	3,817.18	.00	1,962.00	715.00	1,191.62	4,587.56
300	9490	H.S. - MUSICAL	1,468.49	218.70	218.70	.00	.00	1,687.19
300	9500	ATHLETIC FUND	100.00	8,528.00	52,357.62	17,854.09	44,719.34	7,738.28
300	9501	ATHLETIC'S - BASEBALL	13,718.72	.00	587.00	.00	.00	14,305.72
300	9502	ATHLETIC'S - BOY'S BASKET	1,969.50	150.00	5,003.32	576.76	776.76	6,196.06
300	9503	ATHLETIC'S - GIRL'S SOCCE	403.15	.00	446.79	325.00	427.64	422.30
300	9504	ATHLETIC'S - FOOTBALL	5,926.80	.00	8,065.79	2,050.53	3,204.03	10,788.56
300	9505	ATHLETIC'S - BOY'S CROSS	720.12	.00	768.00	72.04	172.04	1,316.08
300	9506	ATHLETIC'S - GOLF	2,187.10	.00	285.00	152.64	1,458.48	1,013.62
300	9508	ELEMENTARY - SQUARE ONE A	1,553.79	.00	.00	.00	804.68	749.11
300	9509	ATHLETIC'S - GIRL'S BASKE	1,595.97	.00	4,451.00	3,194.00	3,704.73	2,342.24
300	9510	ATHLETIC'S - SOFTBALL	.00	.00	703.24	.00	.00	703.24
300	9513	ATHLETIC'S - BOY'S SOCCER	.00	.00	6,620.00	3,531.01	3,531.01	3,088.99
300	9514	ATHLETIC'S - VOLLEYBALL	4,165.12	.00	998.90	93.79	1,313.29	3,850.73
300	9516	ATHLETIC'S - BOWLING	519.50	400.00	400.00	.00	.00	919.50
467	9021	STUDENT WELLNESS & SUCCES	.00	.00	102,707.00	.00	.00	102,707.00
507	9020	E.S.S.E.R. CARES 2019-20	.00	.00	32,965.91	14,885.82	18,080.09	14,885.82
516	9120	IDEA-B 2019-20 RESTORATIO	.00	.00	.00	.00	4,767.79	4,767.79
551	9020	L.E.P. 2019-20	.00	.00	.00	9.00	9.00	9.00
551	9021	L.E.P. 2020-21	.00	.00	.00	.00	2,868.70	2,868.70
572	9020	TITLE I 2019-20	8,446.27	.00	8,446.27	.00	.00	.00
572	9021	TITLE I 2020-21	.00	.00	59,963.06	21,247.07	83,539.63	23,576.57
587	9120	IDEA-b 2019-20 P.S. RESTO	573.85	.00	1,774.29	.00	2,099.44	899.00
590	9020	TITLE II-A 2019-20	2,109.45	.00	2,109.45	.00	.00	.00
590	9021	TITLE II-A 2020-21	.00	.00	.00	5,314.62	21,258.48	21,258.48
599	9020	21st CENTURY 2019-20	.00	.00	36,347.27	.00	36,347.27	.00
599	9021	21st CENTURY	.00	.00	21,377.93	11,751.07	33,129.00	11,751.07
599	9220	TITLE IV-A 2019-20	297.05	.00	297.05	.00	.00	.00
Grand Total All Funds			3,463,480.40	857,735.48	7797,620.87	1,285,763.66	8559,575.05	2701,526.22
Total Invested Funds			.00					

Check#	Check Date	Org Sta	Vendor Paid	Check Amount	Status Date
064400	12/04/2020	C/R	TREASURER	298,082.33	12/31/2020
064401	12/03/2020	W/R	American United Life Ins. Co.	432.78	12/31/2020
064402	12/03/2020	W/R	BARN RESTAURANT	715.00	12/31/2020
064403	12/03/2020	W/R	KIM GROSS	42.00	12/31/2020
064404	12/03/2020	W/R	OHIO GAS COMPANY	203.08	12/31/2020
064405	12/03/2020	W/R	QUADIENT FINANCE USA, INC.	700.00	12/31/2020
064406	12/03/2020	W/R	THREE CORD LLC	195.00	12/31/2020
064407	12/03/2020	W/R	TOLEDO EDISON CO.	277.39	12/31/2020
064408	12/03/2020	W/R	WAL MART #2350	251.08	12/31/2020
064409	12/07/2020	W/R	NOBCO, INC	350.00	12/31/2020
064410	12/07/2020	W/R	GENERAL BINDING CORPORATION	105.00	12/31/2020
064411	12/07/2020	W/R	ACE HARDWARE	68.98	12/31/2020
064412	12/07/2020	W/R	ALLSHRED SERVICES	118.85	12/31/2020
064413	12/07/2020	W/R	AQUATEK WATER CONDITIONING	18.00	12/31/2020
064414	12/07/2020	W/R	ARAMARK UNIFORM & CAREER	571.16	12/31/2020
064415	12/07/2020	W/R	BEST ONE TIRE & SERVICE LIMA	2,748.00	12/31/2020
064416	12/07/2020	W/R	BETH JUBY	131.79	12/31/2020
064417	12/07/2020	W/R	BO-DEC	535.46	12/31/2020
064418	12/07/2020	W/R	CARDINAL BUS SALES &	1,187.70	12/31/2020
064419	12/07/2020	W/R	CAROLE MCCONKEY	135.00	12/31/2020
064420	12/07/2020	W/R	COURTNEY HOLLISTER	34.50	12/31/2020
064421	12/07/2020	W/R	D&M 2 TRUCK SERVICES INC	85.00	12/31/2020
064422	12/07/2020	W/R	DEBRA PATTERSON	35.00	12/31/2020
064423	12/07/2020	W/R	DELTA PHYSICAL THERAPY AND	2,540.00	12/31/2020
064424	12/07/2020	W/R	DEREK SHERIDAN	198.00	12/31/2020
064425	12/07/2020	W/R	DIANE LOHMAN	35.00	12/31/2020
064426	12/07/2020	W/W	DAVE'S RUNNING SHOP	261.10	
064427	12/07/2020	W/R	E & S BUETER CORPORATION	93.79	12/31/2020
064428	12/07/2020	W/R	GORDON STOWE & ASSOCIATES	180.00	12/31/2020
064429	12/07/2020	W/R	ELLEN BERNAL	100.00	12/31/2020
064430	12/07/2020	W/R	EMMA SILER	35.00	12/31/2020
064431	12/07/2020	W/R	ENERCO CORPORATION	450.00	12/31/2020
064432	12/07/2020	W/R	ENNIS BRITTON CO., LPA	2,321.20	12/31/2020
064433	12/07/2020	W/R	EPIC SPORTS INC.	128.76	12/31/2020
064434	12/07/2020	W/R	ERIC ROBERTSON	129.69	12/31/2020
064435	12/07/2020	W/R	FALOR FARM CENTER	431.50	12/31/2020
064436	12/07/2020	W/R	FREMONT SWEEPER CENTER	299.00	12/31/2020
064437	12/07/2020	W/R	COMMUNITY MARKETS	36.82	12/31/2020
064438	12/07/2020	W/R	FRIENDS BUSINESS SOURCE	495.05	12/31/2020
064439	12/07/2020	W/R	GRAINGER	195.34	12/31/2020
064440	12/07/2020	W/R	GREAT LAKES BIOMEDICAL LTD	256.00	12/31/2020
064441	12/07/2020	W/W	HEALTHCARE PROCESS CONSULTING	1,625.00	
064442	12/07/2020	W/R	HERITAGE FOOD SERVICE GROUP	26.36	12/31/2020
064443	12/07/2020	W/R	HIT, INC.	348.00	12/31/2020
064444	12/07/2020	W/R	HOBY HUGH O'BRIEN YOUTH	225.00	12/31/2020
064445	12/07/2020	W/R	HPS	4,264.11	12/31/2020
064446	12/07/2020	W/R	JON MIGNIN	152.64	12/31/2020
064447	12/07/2020	W/R	JOSTENS, INC	1,048.40	12/31/2020
064448	12/07/2020	W/W	K & K COLLISION	325.00	
064449	12/07/2020	W/W	KELLY WYSE	42.00	
064450	12/07/2020	W/W	KRISTOPHER BENDER	35.00	
064451	12/07/2020	W/R	LAMMON BROTHERS	132.50	12/31/2020

Date: 1/04/2021

C H E C K R E G I S T E R
Processing Month: December 2020
PIKE-DELTA-YORK LOCAL SCHOOLS

Page: 2
(CHKREG)

Check#	Check Date	Org Sta	Vendor Paid	Check Amount	Status Date
064452	12/07/2020	W/R	LORI WOZNIAK	352.50	12/31/2020
064453	12/07/2020	W/R	MCELHENEY LOCKSMITHS	20.00	12/31/2020
064454	12/07/2020	W/R	Mildred Riegsecker	30.00	12/31/2020
064455	12/07/2020	W/R	MILLCRAFT PAPER COMPANY	1,147.50	12/31/2020
064456	12/07/2020	W/R	MR. LIGHTBULB	3,218.20	12/31/2020
064457	12/07/2020	W/R	NANCY BUTCHER	65.00	12/31/2020
064458	12/07/2020	W/R	NATIONAL FFA ORGANIZATION	1,017.76	12/31/2020
064459	12/07/2020	W/R	NORTHERN BUCKEYE	36,550.00	12/31/2020
064460	12/07/2020	W/W	NORTHWEST STATE	769.00	
064461	12/07/2020	W/R	NWO JUVENILE DETENTION CENTER	308.00	12/31/2020
064462	12/07/2020	W/R	OHIO FFA ASSOCIATION	30.00	12/31/2020
064463	12/07/2020	W/R	OHSAA	100.00	12/31/2020
064464	12/07/2020	W/W	OHSBCA	75.00	
064465	12/07/2020	W/R	OHIO HIGH SCHOOL WRESTING	25.00	12/31/2020
064466	12/07/2020	W/R	PAZIA CORPORATION	404.00	12/31/2020
064467	12/07/2020	W/R	PIONEER MFG. CO./PIONEER ATHL	82.00	12/31/2020
064468	12/07/2020	W/R	RACHEL WIXEY & ASSOCIATES, LLC	17,387.60	12/31/2020
064469	12/07/2020	W/R	RETTIG MUSIC	79.89	12/31/2020
064470	12/07/2020	W/R	RYAN LAMB	2,050.53	12/31/2020
064471	12/07/2020	W/R	STAFFORD BUILDING PRODUCTS INC	1,745.00	12/31/2020
064472	12/07/2020	W/W	STEPHANIE WEBSTER	35.00	
064473	12/07/2020	W/W	TEACHER DIRECT	149.10	
064474	12/07/2020	W/R	TEAM CONNECTION	3,473.01	12/31/2020
064475	12/07/2020	W/R	TEAM SPORTS, INC.	3,168.97	12/31/2020
064476	12/07/2020	W/R	TED HASELMAN	75.30	12/31/2020
064477	12/07/2020	W/W	TOLEDO HOSPITAL-OUTSIDE SERV.	1,000.00	
064478	12/07/2020	W/R	TOMAHAWK PRINTING INC.	124.88	12/31/2020
064479	12/07/2020	W/R	TREASURER	22.26	12/31/2020
064480	12/07/2020	W/R	U.S. BANK EQUIPMENT FINANCE	3,754.37	12/31/2020
064481	12/07/2020	W/R	UNITY SCHOOL BUS PARTS	181.06	12/31/2020
064482	12/07/2020	W/R	VESCO OIL CORPORATION	421.43	12/31/2020
064483	12/07/2020	W/R	VILLAGE REPORTER	129.20	12/31/2020
064484	12/07/2020	W/R	WMTR RADIO	350.00	12/31/2020
064485	12/07/2020	W/R	WPS	1,232.90	12/31/2020
064486	12/07/2020	W/R	WYSE EQUIPMENT INC	750.00	12/31/2020
064487	12/11/2020	W/R	A. R. S. REFUSE SERVICE	1,675.81	12/31/2020
064488	12/11/2020	W/R	OHIO ASSOC OF AGRICULTURAL	150.00	12/31/2020
064489	12/11/2020	W/R	OHIO GAS COMPANY	2,285.60	12/31/2020
064490	12/11/2020	W/R	STRIVVEN MEDIA, LLC	1,350.00	12/31/2020
064491	12/11/2020	W/R	TIME WARNER CABLE, INC.	289.60	12/31/2020
064492	12/18/2020	C/R	TREASURER	300,530.44	12/31/2020
064493	12/15/2020	W/W	A & G EDUCATION SERVICES, INC	10,260.00	
064494	12/15/2020	W/R	ACE HARDWARE	7.59	12/31/2020
064495	12/15/2020	W/R	BAKER'S GAS & WELDING SUPPLIES	369.99	12/31/2020
064496	12/15/2020	W/W	D&M 2 TRUCK SERVICES INC	138.20	
064497	12/15/2020	W/R	REITER	3,027.71	12/31/2020
064498	12/15/2020	W/R	DISCOVERY EDUCATION	1,278.00	12/31/2020
064499	12/15/2020	W/R	FORREST AUTO SUPPLY	719.45	12/31/2020
064500	12/15/2020	W/R	FUNDRAISING JUNCTION	376.00	12/31/2020
064501	12/15/2020	W/R	GORDON FOOD SERVICE	11,351.68	12/31/2020
064502	12/15/2020	W/R	W.W. GRAINGER, INC.	369.32	12/31/2020
064503	12/15/2020	W/R	HIT, INC.	46.00	12/31/2020

Date: 1/04/2021

C H E C K R E G I S T E R
Processing Month: December 2020
PIKE-DELTA-YORK LOCAL SCHOOLS

Page: 3
(CHKREG)

Check#	Check Date	Org Sta	Vendor Paid	Check Amount	Status Date
064504	12/15/2020	W/R	J.W. PEPPER & SON, INC.	783.64	12/31/2020
064505	12/15/2020	W/R	KAUFFMAN DOOR	381.00	12/31/2020
064506	12/15/2020	W/R	LEE MITCHELL	72.04	12/31/2020
064507	12/15/2020	W/W	MICHELLE EGAN	35.74	
064508	12/15/2020	W/R	MT BUSINESS TECHNOLOGIES	236.73	12/31/2020
064509	12/15/2020	W/W	NEOLA, INC	1,294.00	
064510	12/15/2020	W/R	NICOLE JAMES	14.52	12/31/2020
064511	12/15/2020	W/R	NORTHERN BUCKEYE	5.00	12/31/2020
064512	12/15/2020	W/R	Northwest Ohio Educational	11,751.07	12/31/2020
064513	12/15/2020	W/R	NWO JUVENILE DETENTION CENTER	264.00	12/31/2020
064514	12/15/2020	W/W	OAESA	295.00	
064515	12/15/2020	W/R	OHIO FFA ASSOCIATION	340.00	12/31/2020
064516	12/15/2020	W/R	QUADIENT LEASING USA, INC.	384.36	12/31/2020
064517	12/15/2020	W/R	RACHEL WIXEY & ASSOCIATES, LLC	7,151.16	12/31/2020
064518	12/15/2020	W/R	ROSE PEST SOLUTIONS	226.00	12/31/2020
064519	12/15/2020	W/R	SARAH FUERSTENAU	63.92	12/31/2020
064520	12/15/2020	W/R	STEVEN A. SHELTON	700.00	12/31/2020
064521	12/15/2020	W/R	TAFT STETTINIUS & HOLLISTER	735.75	12/31/2020
064522	12/15/2020	W/R	TIME WARNER CABLE, INC.	612.52	12/31/2020
064523	12/15/2020	W/R	TOLEDO EDISON CO.	25,026.97	12/31/2020
064524	12/15/2020	W/R	TOMAHAWK PRINTING INC.	240.67	12/31/2020
064525	12/15/2020	W/W	TrackWrestling.com	70.00	
064526	12/15/2020	W/R	VILLAGE OF DELTA	643.71	12/31/2020
064527	12/15/2020	W/R	VISA/F & M STATE BANK	3,013.20	12/31/2020
064528	12/15/2020	W/R	WOOD CO. EDUCATIONAL	1,120.00	12/31/2020
064529	12/15/2020	W/W	AMAZON.COM	33.48	
064530	12/21/2020	W/R	FULTON COUNTY CHRISTMAS CHEER	400.00	12/31/2020
064531	12/21/2020	W/R	OHIO DEPT OF JOB & FAMILY SERV	855.34	12/31/2020
064532	12/21/2020	W/W	VISA/F & M STATE BANK	318.90	
064533	12/23/2020	W/W	ANDREW HANGE	100.00	
064534	12/23/2020	W/W	BARNES & NOBLE COLLEGE	477.50	
064535	12/23/2020	W/W	BETH JUBY	222.76	
064536	12/23/2020	W/R	BSN SPORTS	11,320.00	12/31/2020
064537	12/23/2020	W/R	CATHY NOFZIGER	560.00	12/31/2020
064538	12/23/2020	W/R	CATHY VALERIUS	72.00	12/31/2020
064539	12/23/2020	W/W	CHELSAE SIEBENALER	168.48	
064540	12/23/2020	W/R	COUNTRY MEATS	1,037.20	12/31/2020
064541	12/23/2020	W/W	E & S BUETER CORPORATION	49.11	
064542	12/23/2020	W/R	FLORIDA FARM BUREAU	7,607.10	12/31/2020
064543	12/23/2020	W/W	GWENDOLYN NYQUIST	35.00	
064544	12/23/2020	W/R	HOME DEPOT/GECF	69.73	12/31/2020
064545	12/23/2020	W/W	HYLANT ADMINISTRATIVE SERVICES	310.00	
064546	12/23/2020	W/W	JENNIFER MAZUROWSKI	47.28	
064547	12/23/2020	W/R	JOSTENS, INC	11.50	12/31/2020
064548	12/23/2020	W/R	MARY SCHMIDT	35.00	12/31/2020
064549	12/23/2020	W/R	MICHAEL PAOLUCCI	6,157.00	12/31/2020
064550	12/23/2020	W/W	MILLCRAFT PAPER COMPANY	1,575.00	
064551	12/23/2020	W/W	NWO JUVENILE DETENTION CENTER	88.00	
064552	12/23/2020	W/W	OHSBCA	30.00	
064553	12/23/2020	W/W	PISANELLO'S PIZZA	103.00	
064554	12/23/2020	W/R	RACHEL WIXEY & ASSOCIATES, LLC	11,909.64	12/31/2020
064555	12/23/2020	W/W	RONALD ZDUNCZYK	12.27	

Date: 1/04/2021

C H E C K R E G I S T E R
Processing Month: December 2020
PIKE-DELTA-YORK LOCAL SCHOOLS

Page: 4
(CHKREG)

Check#	Check Date	Org Sta	Vendor Paid	Check Amount	Status Date
064556	12/23/2020	W/W	AMAZON.COM	1,253.12	
064557	12/23/2020	W/W	TEAM SPORTS, INC.	3,603.32	
064558	12/23/2020	W/W	THERESA BUCHHOP	65.00	
064559	12/23/2020	W/R	TIME WARNER CABLE, INC.	519.23	12/31/2020
064560	12/23/2020	W/R	WAL MART #2350	170.78	12/31/2020
064561	12/23/2020	W/W	Warther Woodworking	33.95	
064562	12/23/2020	W/R	MARATHON	876.07	12/31/2020
064563	12/23/2020	W/R	WOOD CO. EDUCATIONAL	1,760.00	12/31/2020
064564	12/23/2020	W/W	WYSE EQUIPMENT INC	500.00	
079708	12/04/2020	M/M	SCHOOL EMPLOYEES	1,283.62	
079709	12/04/2020	M/M	STRS	3,355.21	
079710	12/04/2020	M/M	TREASURER	4,355.99	
079711	12/03/2020	M/M	TREASURER	168.50	
079712	12/14/2020	M/M	CHARLIE LEBOEUF	142,329.56	
079713	12/14/2020	M/M	CHARLIE LEBOEUF	16,230.80	
079714	12/18/2020	M/M	TREASURER	4,408.19	
079715	12/18/2020	M/M	SCHOOL EMPLOYEES	21,875.62	
079716	12/18/2020	M/M	STRS	78,214.21	
Total Checks Issued				\$ 1,118,052.67	

Pike Delta York Local School District
Donations
December 2020

Contributor	Recipient	Amount
Anne Birsa	Delta High School	\$ 100.00
Lynette Skilies	Cory's Back Pack	\$ 100.00
Susan Greisinger	MS Student Government	\$ 300.00
J. Schermond	Class of 2022	\$ 30.00

PIKE DELTA YOUR LOCAL SCHOOLS

Unencumbered Liabilities (Then & Now)

December 2020

Vendor	Responsible Employee	Invoice Date	P.O. #	P.O. Date	Amount of Invoice
Northern Buckeye Education Council	District	11/10/2020	2110775	12/1/2020	\$ 22,550.00

**PIKE DELTA YORK LOCAL
SCHOOL DISTRICT
2020-21 REVISED Appropriations**

			2020-21	Dec. 2020	
			Appropriations	Appropriations	Revisions
001	0000	GENERAL FUND	15,154,244.00	14,996,679.00	-157,565.00
001	9000	TECHNOLOGY MAINTENANCE & INSURANCE	30,000.00	30,000.00	0.00
002	9799	BOND RETIREMENT 2006 - REFUNDING	710,788.00	710,788.00	0.00
003	0000	PERMANENT IMPROVEMENT FUND	50,000.00	50,000.00	0.00
006	0000	FOOD SERVICE FUND	525,000.00	525,000.00	0.00
007	9001	BEN ATHERTON MEMORIAL SCHOLARSHIP	1,000.00	1,000.00	0.00
007	9002	NATE PARSONS MEMORIAL SCHOLARSHIP	500.00	700.00	200.00
007	9100	CLYDE J KINNEY SCHOLARSHIP FUND	500.00	500.00	0.00
007	9290	COACH CORY'S BACKPACK BUDDIES	5,000.00	5,000.00	0.00
007	9300	TOMMY CHILDRESS JR. MEMORIAL SCHOLARSHIP	1,000.00	1,000.00	0.00
007	9400	PDYLS D BOARD OF EDUCATION SCHOLARSHIP	1,000.00	1,000.00	0.00
007	9500	PDY FACULTY & STAFF SCHOLARSHIP	500.00	600.00	100.00
007	9600	DALE E ADAMS SCHOLARSHIP FUND	14.55	14.55	0.00
007	9800	CLASS OF 1956 MEMORIAL SCHOLARSHIP	1,000.00	1,000.00	0.00
007	9900	RICHARD SELL MEMORIAL SCHOLARSHIP	5,000.00	5,000.00	0.00
007	9990	SPROW BUCKS - TEACHER GRANT AWARD	4,000.00	5,000.00	1,000.00
007	9991	KICKSTARTER SCHOLARSHIP	500.00	500.00	0.00
007	9992	SHARON K. BRUCE SCHOLARSHIP	1,000.00	1,000.00	0.00
009	9100	U.S.S.F. - DELTA ELEMENTARY	40,000.00	40,000.00	0.00
009	9200	U.S.S.F. - DELTA MIDDLE SCHOOL	14,000.00	22,475.00	8,475.00
009	9300	U.S.S.F. - DELTA HIGH SCHOOL	20,000.00	12,190.00	-7,810.00
018	9002	DELTA ELEMENTARY PRINCIPAL SUPPORT FUND	20,000.00	24,700.00	4,700.00
018	9005	M.S. PRINCIPAL SUPPORT FUND	8,000.00	8,000.00	0.00
018	9006	H.S. PRINCIPAL SUPPORT FUND	3,000.00	4,840.55	1,840.55
019	9171	WELLNESS GRANT	2,680.00	2,620.00	-60.00
019	9173	J. PATTERSON LIBRARY GRANT	4,000.00	4,023.01	23.01

**PIKE DELTA YORK LOCAL
SCHOOL DISTRICT
2020-21 REVISED Appropriations**

			2020-21	Dec. 2020	
			Appropriations	Appropriations	Revisions
019	9175	FOUNDATION GRANTS	5,000.00	2,000.00	-3,000.00
019	9176	M.S. AFTER-SCHOOL PROGRAM	5,000.00	4,082.14	-917.86
019	9177	PREVENTION EDUCATION GRANT	16,272.00	16,272.00	0.00
034	9009	O.S.F.C. MAINTENANCE FUND	95,000.00	95,000.00	0.00
200	2019	CLASS OF 2019	848.54	848.54	0.00
200	9020	CLASS OF 2020	6,000.00	6,112.42	112.42
200	9021	CLASS OF 2021	15,000.00	8,050.00	-6,950.00
200	9022	CLASS OF 2022	1,000.00	32,375.00	31,375.00
200	9023	CLASS OF 2023	1,000.00	2,100.00	1,100.00
200	9024	CLASS OF 2024	27,500.00	123.00	-27,377.00
200	9025	CLASS OF 2025	17,000.00	0.00	-17,000.00
200	9026	CLASS OF 2026	11,700.00	0.00	-11,700.00
200	9027	CLASS OF 2027	28,500.00	22,200.00	-6,300.00
200	9028	CLASS OF 2028	22,000.00	0.00	-22,000.00
200	9100	H.S. DRAMA CLUB	25.00	0.00	-25.00
200	9150	MIDDLE SCHOOL SCIENCE CLUB	100.00	500.00	400.00
200	9280	SPANISH CLUB	625.00	1,950.00	1,325.00
200	9320	FCCLA	2,225.00	975.00	-1,250.00
200	9330	FFA	22,250.00	36,075.00	13,825.00
200	9550	M.S. CHEERLEADERS	500.00	0.00	-500.00
200	9553	H.S. CHEERLEADERS	22,500.00	3,000.00	-19,500.00
200	9610	H.S. STUDENT COUNCIL	3,000.00	6,700.00	3,700.00
200	9611	M.S. STUDENT COUNCIL	1,000.00	2,700.00	1,700.00
200	9650	H.S. SADD	150.00	0.00	-150.00
200	9651	M.S. SADD	387.32	0.00	-387.32
200	9689	DEL HI	4,500.00	2,550.00	-1,950.00

**PIKE DELTA YORK LOCAL
SCHOOL DISTRICT
2020-21 REVISED Appropriations**

			2020-21	Dec. 2020	
			Appropriations	Appropriations	Revisions
200	9690	GREEN & WHITE	1,500.00	74.00	-1,426.00
200	9691	M.S. YEARBOOK	150.00	150.00	0.00
200	9710	H.S. NATIONAL HONOR SOCIETY	500.00	250.00	-250.00
200	9711	JR. HIGH NATIONAL HONOR SOCIETY	500.00	0.00	-500.00
300	9200	DESTINATION IMAGINATION	26,000.00	675.00	-25,325.00
300	9350	ART/TECH CLUB	1,200.00	750.00	-450.00
300	9440	HIGH SCHOOL BAND	18,000.00	22,225.00	4,225.00
300	9470	CHORAL-DELAIRE	7,800.00	1,650.00	-6,150.00
300	9471	M.S. CHOIR	175.00	0.00	-175.00
300	9490	HIGH SCHOOL MUSICAL	20,000.00	5,600.00	-14,400.00
300	9500	ATHLETIC FUND	100,000.00	100,000.00	0.00
300	9501	BASEBALL TEAM	10,500.00	8,300.00	-2,200.00
300	9502	BASKETBALL TEAM - BOYS	3,000.00	800.00	-2,200.00
300	9503	SOCCER TEAM - GIRLS	1,500.00	430.00	-1,070.00
300	9504	FOOTBALL TEAM	5,000.00	3,205.00	-1,795.00
300	9505	CROSS COUNTRY TEAM - BOYS	2,500.00	173.00	-2,327.00
300	9506	GOLF TEAM	3,300.00	3,550.00	250.00
300	9507	TRACK TEAM - BOYS & GIRLS	1,200.00	0.00	-1,200.00
300	9508	SQUARE ONE ART FUNDRAISER	2,000.00	2,000.00	0.00
300	9509	BASKETBALL TEAM - GIRLS	10,000.00	10,110.00	110.00
300	9510	SOFTBALL TEAM	3,000.00	0.00	-3,000.00
300	9513	SOCCER TEAM - BOYS	6,000.00	3,532.00	-2,468.00
300	9514	VOLLEYBALL TEAM	5,100.00	1,314.00	-3,786.00
300	9516	BOWLING TEAM	750.00	2,500.00	1,750.00
461	9021	VOCATIONAL AG. 5TH QUARTER 2020-21	3,108.80	3,108.80	0.00
467	9020	STUDENT WELLNESS & SUCCESS	205,937.31	205,414.27	-523.04

**PIKE DELTA YORK LOCAL
SCHOOL DISTRICT
2020-21 REVISED Appropriations**

			2020-21	Dec. 2020	Revisions
			Appropriations	Appropriations	Revisions
507	9020	E.S.S.E.R. CARES 2019-20 - FEDERAL SUBSIDY	133,185.03	133,185.03	0.00
507	9021	E.S.S.E.R. CARES 2020-21 - FEDERAL SUBSIDY	61,629.99	61,629.99	0.00
516	9021	IDEA-B 2020-21	282,035.40	282,035.40	0.00
516	9120	IDEA-B 2019-20 - RESTORATION-B	4,775.32	4,775.32	0.00
551	9021	L.E.P. 2020-21	2,549.48	2,549.48	0.00
572	9021	TITLE I 2020-21	153,139.31	153,139.31	0.00
587	9021	IDEA-B 2020-21 E.C.S.E.	10,838.18	10,838.18	0.00
587	9120	IDEA-B 2019-20 - RESTORATION-b	2,161.68	961.24	-1,200.44
590	9021	TITLE II-A 2020-21	30,178.98	30,178.98	0.00
599	9020	21ST CENTURY GRANT - ELEMENTARY	36,347.27	36,347.27	0.00
599	9021	21ST CENTURY GRANT - ELEMENTARY	150,000.00	150,000.00	0.00
599	9021	TITLE IV-A 2020-21	12,040.27	12,040.27	0.00
Total			18,229,411.43	17,950,734.75	-278,676.68